

# Beyond the PowerPoint:

## Using creativity to engage, educate, and evaluate

Wisconsin Health Summit  
04-12-11

Presented by  
**Jen Kresse**  
Associate, Health Literacy Missouri

**Leah Prewett**  
Mid-Missouri AHEC, Community Development Coordinator  
Health Literacy Missouri Training Team Member



# Objectives

- Describe two methods to creatively engage participants in health literacy presentation.
- Identify two evaluation techniques to more effectively assess and improve existing presentations.
- List one proposed suggestion to incorporate creativity and evaluation in an existing presentation.


# Stand up



**Reflection**

The image features the word "Reflection" in a bold, 3D, golden-yellow font. The letters are positioned on a dark blue floor that has a perspective grid of lighter blue lines. A clear, slightly blurred reflection of the word is visible on the floor directly beneath it. The background is a smooth gradient of blue, transitioning from a darker shade at the top to a lighter shade at the bottom.

# BBP



1. When you think of the word *PowerPoint*, what comes to mind?

2. When you sit at your computer and open up PowerPoint, what types of things do you intend to accomplish with the tool?

3. How can the way the tool is used sometimes negatively impact the relationship between you and the presenter?

4. What is the impact of the conventional approach on the material being presented?





















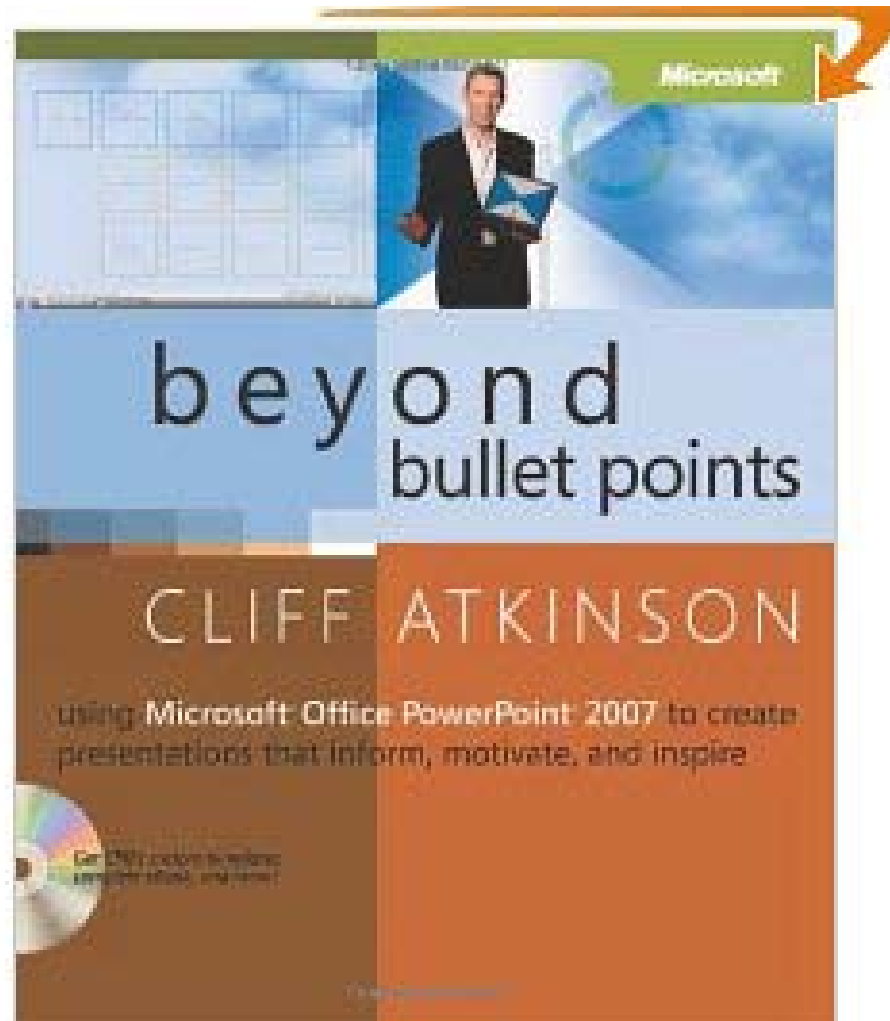








# BBP




<http://beyondbulletpoints.com/>

# Use Teach Back

Video

# Brown Bag Review

- Answer the patient's questions.
- Verify what the patient is taking.
- Identify and/or avoid medication errors and drug interactions.
- Assist the patient to take medications correctly.



# What did we learn?

- Icebreakers
- Reflections
- Check and chunk
- BBP
- Role play
- Videos
- Evaluations

# Take Action





# Questions?

[www.healthliteracymissouri.org](http://www.healthliteracymissouri.org)

